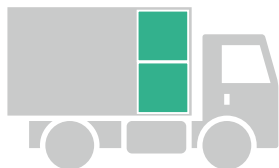
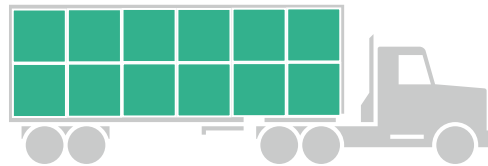
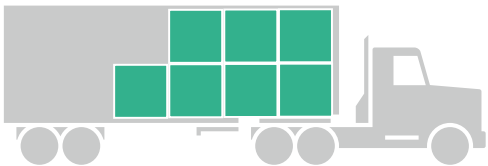
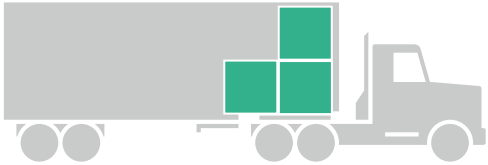


# Optimized Shipping 101

A guide to making the best shipping decisions.

---



## Less Than Truckload (LTL)

- Less than 5 pallets
- Less than 5,000 lbs.
- Standard transit time
- Guaranteed Services Available

## Volume

- More than 5 pallets
- More than 5,000 lbs.
- Length over 10 ft

## Truckload (TL)

- Length up to 53 ft
- Weight up to 44,000 lbs.
- Dedicated Truck with no Transloading

## Flatbed

- Standard and Oversized Dimensions
- Weight: Up to 45,000 lbs.
- Freight Characteristics with Special Requirements

## Time Sensitive

- Time Sensitive and Same Day Services
- Time/Day Sensitive
- Ground and Air Services

*These are general guidelines – exceptions to these guidelines may exist. We encourage all shippers to palletize freight when possible to protect from damage. A typical pallet size is 48" x 40".*



**YOUR PARTNER FOR PEAK LOGISTICS PERFORMANCE**

ascentgl.com | 1.800.614.1348